JUNIOR EDITION · DISCOVERY WALK

The Myloi Train Adventure

Discover the old station, the steam engines and the secret of the souvlaki.



YOUR GUIDE

Γεια σας! I'm Kostas



I'm a true **Myliotis**: that's what you call someone from Myloi. And I know all the stories about this station.

Over a hundred years ago this was one of the busiest places in the village. Before the railway, you travelled to Tripoli by cart or on a mule, along a rough track through the mountains.

KOSTAS

Will you join me on a short trip back in time? In eight stops I'll show you what it was like here. But first: the rules!

BEFORE WE LEAVE

The rules of the trip

✓ Do

- **Stay with your adult.** You always walk together with a grown-up.
- **Look carefully when you cross.** Cars drive on the old main road next to the station.
- **Watch your step.** There are loose stones on the tracks.
- **Take your litter with you.** That keeps the station beautiful.

✗ Don't

- **Don't climb** on engines, wagons or buildings. The iron is rusty.
- **Don't go inside.** The buildings are closed.
- **Don't run or play around** on the tracks.

KOSTAS

Deal? All aboard!

For the adult: download the full station walk for adults at visitmyloi.gr, with many more stories and old photos to share with your group along the way.
visitmyloi.gr/discover/railway-station

THE ROUTE

Your route

About 700 m · 45 minutes with the tasks · flat



1. The pier
2. The goods warehouse
3. The station café
4. The main station
5. The first station
6. Water tower
7. Locomotives
8. The engine shed

STOP 1 · THE PIER

A train that came by boat

The railway ended here, right on the pier. Ships and trains met here: crates went from the wagon onto the ship, and the other way round.



In 1947 something special happened here. During the war the bridge over the Corinth Canal had been destroyed. So how do you get new trains to the Peloponnese? By boat! A navy ship brought them from Piraeus, and here they rolled straight onto the pier.

DISCOVERY TASK

Look across the water. On the other side is the town of Nafplio. Long ago, travellers came from there to Myloi by boat.

STOP 2 · GOODS WAREHOUSE

Tomatoes and chickens

Not only people travelled by train, goods did too. Goods trains stopped in front of this long stone building. Through big sliding doors everything went in and out: tomatoes, chickens, vegetables and fruit from the area.



KOSTAS

In 1889 a newspaper complained that the new engine was too small. It couldn't pull all those tomatoes and chickens!

DISCOVERY TASK

This building used to have two big doors with an arch above them. Look closely at the wall: what do you think it looked like back then?

STOP 3 · STATION CAFÉ

Waiting for the train

Waiting for the train could take a long time. In this little café travellers could have a drink and a bite meanwhile.

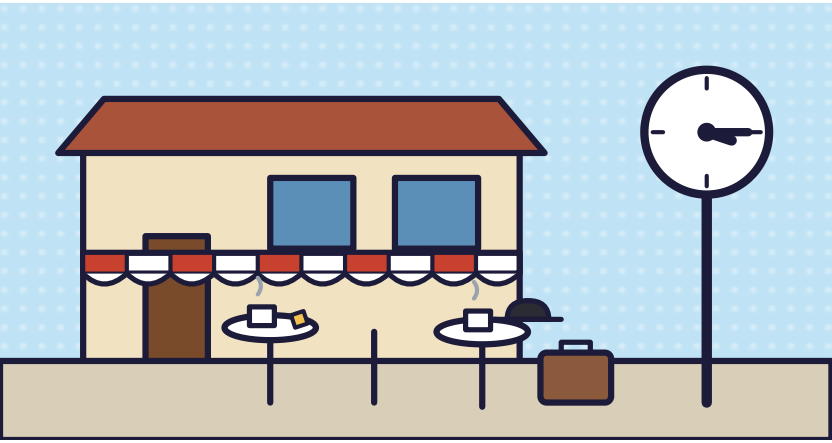

DISCOVERY TASK

Imagine you were waiting for the train here a hundred years ago. What would you order?

DID YOU KNOW?

Trains were often late back then. A newspaper from Argos called it a success when the half-past-two train arrived at a quarter past three. Before, it only came at four! Look at the clock in the drawing.

STOP 4 · MAIN STATION

The station master's house

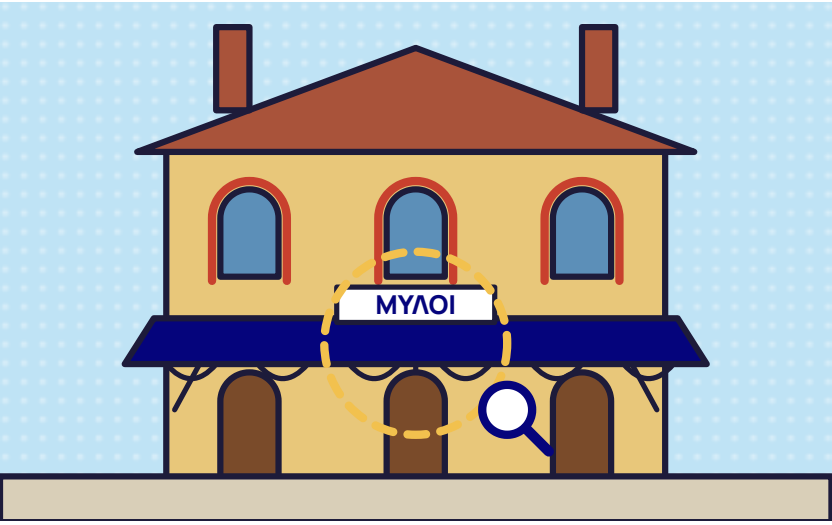

This is the biggest station building. Downstairs you bought your ticket and waited for the train. There were separate waiting rooms: one for first and second class, and one for third class. Upstairs lived the station master and his family. Later he moved to the smaller station across the tracks (stop 5).

DISCOVERY TASK
Find the iron canopy above the doors. It is very old, and only a few like it are left in Greece.

STOP 5 · FIRST STATION

Two stations, one village

Did you know Myloi once had two stations? There were two railway companies, each with its own station. This one belonged to the company that built the line to Tripoli.

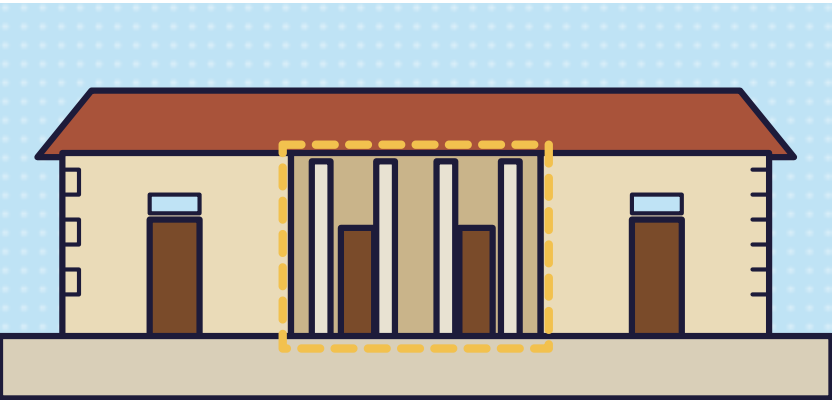

In 1891 the station closed. It became a home for railway staff.

DISCOVERY TASK

In the middle this building once had an open porch with columns. Later it was walled in. Can you see where it was?

DID YOU KNOW?

Building the line to Tripoli took years. Work began in 1889, and the first train only climbed into the mountains in the summer of 1891.

STOP 6 · WATER TOWER

A drink for the engine

A steam engine gets thirsty. Very thirsty! That's why there are two water towers here. With the iron water crane the driver filled up his engine, just before the long climb to Tripoli.

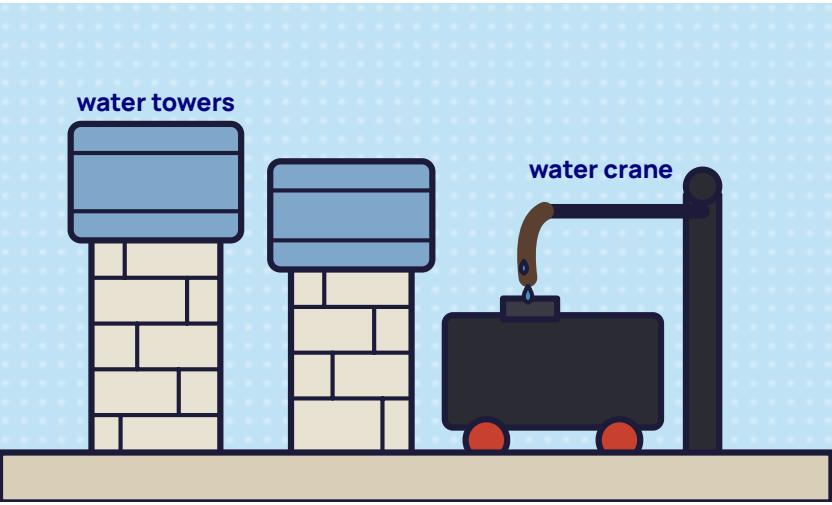

DISCOVERY TASK

Find the water crane: an iron post with a long arm. It stands between the water towers and the main station.

DID YOU KNOW?

Tripoli lies about 650 metres higher than Myloi. For that climb a steam engine needed a full tank.

STOP 6 · HOW IT WORKS

How steam works

KOSTAS

A steam engine is really a giant kettle on wheels!

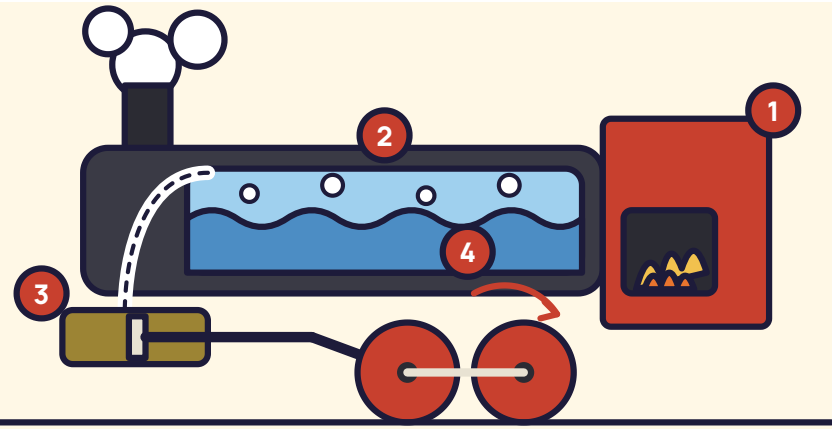

1. **Fire.** The fireman shovels coal into the fire.
2. **Boiler.** The water boils and turns into steam.
3. **Cylinder.** The steam pushes a piston back and forth.
4. **Wheels.** A rod turns that into spinning. Choo, choo!

DID YOU KNOW?

Steam takes up 1,600 times more space than water. That force pushes the train!

STOP 7 · LOCOMOTIVES

Become a trainspotter!

Next to the shed stand ten old engines from four countries. Count the wheels and look for the number: which ones can you find?

KOSTAS

Looking is fine, climbing is not! The iron is old and rusty.

From America: 7101, 7102, 7103, 7107



Built in 1947 in the United States, to a design the US Army used in the Second World War. Greece bought eight of them.

Small wheel in front, 4 big wheels, small wheel under the cab.

From Italy: 7112 and 7118



Built in 1951 in Milan. Italy gave them to Greece as war reparations. Same wheels as the American engines, so check the number!

From Germany: 7725 and 7728



The grandads of the group: built in 1925 and 1936.

Small wheel in front, 4 big wheels, no small wheel at the back.

From France: the two diesels



No steam, but a diesel engine! Blue and white, built in 1967.

Two sets of three wheels under a long body.

KOSTAS

Which one do you think is the coolest? I like the old German grandads best.

DID YOU KNOW?

All ten engines were built for metre gauge: the rails are exactly one metre apart. That is narrower than most railways in Europe, where the rails are 1.435 metres apart. Narrow track was cheaper to build, especially in the mountains.

STOP 8 · ENGINE SHED

The trains' garage



This is the engine shed from around 1890. The engines slept here at night and were repaired. Between the rails were pits a metre deep, so mechanics could work underneath the engine.

DISCOVERY TASK
Find the round windows in the shed. And can you see the big arched doors?

DID YOU KNOW?

In the wooden roof of the shed there is a steel tie wire. After more than a hundred years it is still tight!

THE TASTIEST STORY

Souvlaki through the window



Because so many trains stopped here, Myloi became famous for its souvlaki: pieces of grilled meat on a stick. As soon as a train stopped, sellers walked along the carriages. They held up trays full of souvlaki to the open windows. Pay quickly, grab quickly, and off went the train again!

KOSTAS

The trains don't run any more, but you can still eat souvlaki near the station. Just ask your adult!



Well done, train expert!

You have discovered the pier, the sheds, the stations and ten locomotives. You know how a steam engine works and why Myloi became famous for its souvlaki. That makes you an official **Myloi Train Expert**, and this medal is yours!

KOSTAS

Ευχαριστώ! Thank you for travelling with me. But wait: I have one more present for you. Turn the page!

KEEP THIS PAGE

Show this medal on your screen to collect your reward. Turn the page!

YOUR REWARD

Build your own station!



Show the medal on the previous page on your phone at the kiosk in the village. You'll get **free** the **paper model of Myloi station**: cut, fold and glue, and you'll have the main station, canopy and all, on your own desk.

In Greece a kiosk is called a **periptero** (περίπτερο). There is only one in Myloi, so you can't miss it.

How to find the kiosk

This discovery walk was brought to you by Visit Myloi · visitmyloi.gr · facebook.com/visitmyloi

Sources: E. Roussou (2015); Ephorate of Antiquities of Argolida.